






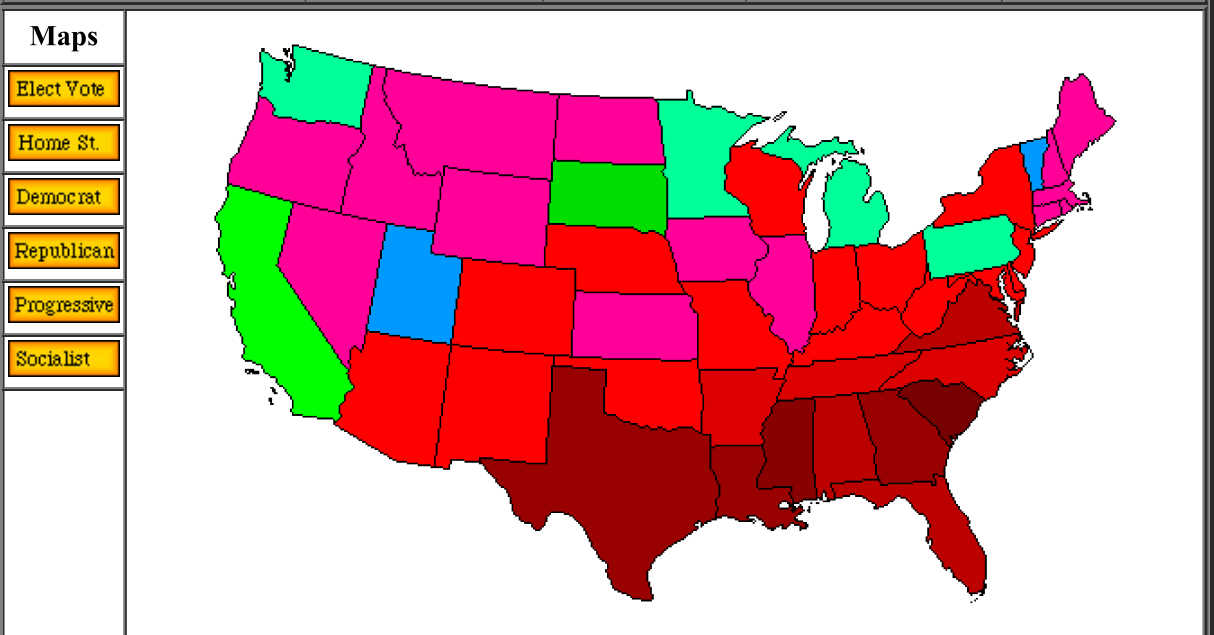
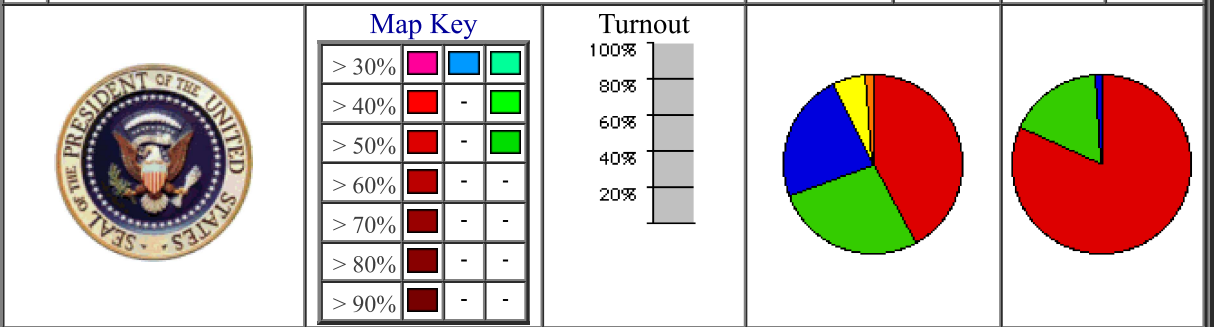


1912 Presidential General Election Results

Note: The Google advertisement links below may advocate political positions that this site does not endorse.

	Presidential Candidate	Vice Presidential Candidate	Political Party	Popular Vote		Electoral Vote	
	Woodrow Wilson	Thomas Marshall	Democratic	6,294,384	41.83%	435	81.9%
	Theodore Roosevelt	Hiram Johnson	Progressive	4,121,609	27.39%	88	16.6%
	William Taft	Nicholas Butler	Republican	3,487,939	23.18%	8	1.5%
	Eugene Debs	Emil Seidel	Socialist	900,743	5.99%	0	0.0%
	Eugene Chafin	Aaron Watkins	Prohibition	208,095	1.38%	0	0.0%
	Arthur Reimer	August Gillhaus	Socialist Labor	29,213	0.19%	0	0.0%
	Write-ins	-	-	4,557	0.03%	0	0.0%
	Total			15,046,540		531	



- Data and Statistics:**
- [Popular Vote State-Level Data \(Table\)](#)
 - [Popular Vote State-Level Data \(Graphs\)](#)
 - [Electoral Vote State-Level Data](#)
 - [Election 1912 Statistics](#)
 - [Compare National Data by Year \(Table\)](#)
 - [Compare National Data by Year \(Graphs\)](#)
 - [Compare National Maps by Year](#)
 - [National JavaCompare!](#)
 - [Data Sources for Popular Vote](#)